


(I)(a)

Statement showing Shareholding Pattern

| | | | |
|--|-------------------------------|---|--|
| Name of the Company : | HIND RECTIFIERS LTD. | | |
| Scrip Code, Name of the scrip, class of security : | HIRECT, EQ | | |
| Quarter ended : | 31/03/2011 | | |
| Partly paid-up shares:- | No. of partly paid-up shares | As a % of total no. of partly paid-up shares | As a % of total no. of shares of the company |
| Held by promoter/promoter group | NIL | NIL | NIL |
| Held by public | NIL | NIL | NIL |
| Total | NIL | NIL | NIL |
| Outstanding convertible securities:- | No. of outstanding securities | As a % of total No. of outstanding convertible securities | As a % of total no. of shares of the company, assuming full conversion of the convertible securities |
| Held by promoter/promoter group | NIL | NIL | NIL |
| Held by public | NIL | NIL | NIL |
| Total | NIL | NIL | NIL |
| Warrants:- | No. of warrants | As a % of total no. of warrants | As a % of total no. of shares of the company, assuming full conversion of warrants |
| Held by promoter/ promoter group | NIL | NIL | NIL |
| Held by public | NIL | NIL | NIL |
| Total | NIL | NIL | NIL |
| Total paid-up capital of the company assuming full conversion of warrants and convertible securities | 15057930 | | |

For HIND RECTIFIERS LTD.



 (A. K. Nemani)
 Vice President (Finance)

CLAUSE - 35

(I)(a) Statement showing Shareholding Pattern

| Category code | Category of shareHolder | Number of share holders | Total number of shares | Number of shares held in dematerialized form | Total shareholding as a % of total number of shares | | Shares Pledged or otherwise encumbered | |
|--|--|-------------------------|------------------------|--|---|--------------------------------|--|--------------------------------------|
| | | | | | As a percentage of (A + B) | As a percentage of (A + B + C) | No. of Shares | As a percentage (IX)=(VIII)/(IV)*100 |
| (I) | (II) | (III) | (IV) | (V) | (VI) | (VII) | (VIII) | (IX)=(VIII)/(IV)*100 |
| (A) | ShareHolding of Promoter and Promoter Group | | | | | | | |
| 1 | Indian | | | | | | | |
| (a) | Individuals/HUFs | 0 | 0 | 0 | 0.00 | 0.00 | 0 | 0.00 |
| (b) | Central Govt./State Govt. | 0 | 0 | 0 | 0.00 | 0.00 | 0 | 0.00 |
| (c) | Bodies Corporate | 0 | 0 | 0 | 0.00 | 0.00 | 0 | 0.00 |
| (d) | Financial Institutions/Banks | 0 | 0 | 0 | 0.00 | 0.00 | 0 | 0.00 |
| (e) | Any Other | | | | | | | |
| (e-i) | Directors Relatives | 13 | 2857390 | 1546140 | 18.98 | 18.98 | 0 | 0.00 |
| (e-ii) | Directors | 4 | 3710731 | 855881 | 24.64 | 24.64 | 0 | 0.00 |
| SubTotal : (A)(1) | | 17 | 6568121 | 2402021 | 43.62 | 43.62 | 0 | 0.00 |
| 2 | Foreign | | | | | | | |
| a | Individuals(NRI/Foreign Individuals) | 0 | 0 | 0 | 0.00 | 0.00 | 0 | 0.00 |
| b | Bodies Corporate | 0 | 0 | 0 | 0.00 | 0.00 | 0 | 0.00 |
| c | Institutions | 0 | 0 | 0 | 0.00 | 0.00 | 0 | 0.00 |
| d | Any Other(specify) | 0 | 0 | 0 | 0.00 | 0.00 | 0 | 0.00 |
| SubTotal : (A)(2) | | 0 | 0 | 0 | 0.00 | 0.00 | 0 | 0.00 |
| Total Shareholding of Promotor and Promoter Group | | 17 | 6568121 | 2402021 | 43.62 | 43.62 | 0.00 | 0.00 |
| SubTotal : A = (A)(1) + (A)(2) | | | | | | | | |
| (B) | Public shareholding | | | | | | | |
| 1 | Institutions | | | | | | | |
| (a) | Mutual Funds/UTI | 1 | 1500 | 0 | 0.01 | 0.01 | 0 | 0.00 |
| (b) | Financial Institutions/Banks | 3 | 10500 | 750 | 0.07 | 0.07 | 0 | 0.00 |
| (c) | Central Govt./State Govt. | 0 | 0 | 0 | 0.00 | 0.00 | 0 | 0.00 |
| (d) | Venture Capital Funds | 0 | 0 | 0 | 0.00 | 0.00 | 0 | 0.00 |
| (e) | Insurance Companies | 0 | 0 | 0 | 0.00 | 0.00 | 0 | 0.00 |
| (f) | Foreign Institutional Investors | 0 | 0 | 0 | 0.00 | 0.00 | 0 | 0.00 |
| (g) | Foreign Venture Capital Investors | 0 | 0 | 0 | 0.00 | 0.00 | 0 | 0.00 |
| (h) | Any other | 0 | 0 | 0 | 0.00 | 0.00 | 0 | 0.00 |
| SubTotal : (B)(1) | | 4 | 12000 | 750 | 0.08 | 0.08 | 0 | 0.00 |
| 2 | Non-Institutions | | | | | | | |
| (a) | Bodies Corporate | 227 | 503746 | 489746 | 3.34 | 3.34 | 0 | 0.00 |
| (b) | Individuals | | | | | | | |
| I | Individuals - i. Individual shareholders holding nominal share capital upto Rs.1 lakh | 6907 | 4065036 | 3406656 | 27.00 | 27.00 | 0 | 0.00 |
| II | ii. Individual shareholders holding nominal share capital in excess of Rs.1 lakh | 11 | 1379600 | 1229600 | 9.16 | 9.16 | 0 | 0.00 |
| (c) | Any Other | | | | | | | |
| (c-i) | Clearing member | 28 | 12244 | 12244 | 0.08 | 0.08 | 0 | 0.00 |
| (c-ii) | NRIs | 109 | 97625 | 86375 | 0.65 | 0.65 | 0 | 0.00 |
| (c-iii) | NRI Corp Bodies | 1 | 2400000 | 0 | 15.94 | 15.94 | 0 | 0.00 |
| (c-iv) | Trusts | 2 | 2008 | 2008 | 0.01 | 0.01 | 0 | 0.00 |
| (c-v) | Directors | 2 | 17550 | 17550 | 0.12 | 0.12 | 0 | 0.00 |
| SubTotal : (B)(2) | | 7287 | 8477809 | 5244179 | 56.30 | 56.30 | 0 | 0.00 |
| Total Public Shareholding (B) = (B)(1) + (B)(2) | | 7291 | 8489809 | 5244929 | 56.38 | 56.38 | 0 | 0.00 |
| Total : (A) + (B) | | 7308 | 15057930 | 7646950 | 100.00 | 100.00 | 0 | 0.00 |
| (C) | Shares held by Custodians and against which Depository receipt have been issued | 0 | 0 | 0 | 0.00 | 0.00 | 0 | 0.00 |
| 1 | Promoters and Promoter Group | 0 | 0 | 0 | 0.00 | 0.00 | 0 | 0.00 |
| 2 | Public | 0 | 0 | 0 | 0.00 | 0.00 | 0 | 0.00 |
| SubTotal : (C) | | 0 | 0 | 0 | 0.00 | 0.00 | 0 | 0.00 |
| Total of A + B + C | | 7308 | 15057930 | 7646950 | 100.00 | 100.00 | 0 | 0.00 |


For HIND RECTIFIERS LTD.


(A. K. Nemani)
Vice President (Finance)

**(I)(b) statement showing Shareholding of persons belonging to the category
"Promoter and Promoter Group"**

| SrNo | Name of the shareholder | Total shares held | | Shares pledged or otherwise encumbered | | |
|--------------|--------------------------|-------------------|-----------------------------------|--|--------------------|--|
| | | Number of shares | As a % of grand total (A)+(B)+(C) | Number | As a percentage | As a % of grand total (A)+(B)+(C) of sub-clause (I)(a) |
| (I) | (II) | (III) | (IV) | (V) | (VI)=(V)/(III)*100 | (VII) |
| 1 | BHARAT SWAROOP | 15500 | 0.10 | 0 | 0.00 | 0.00 |
| 2 | BHARTI NEVATIA | 40900 | 0.27 | 0 | 0.00 | 0.00 |
| 3 | KIRAN BAJAJ | 153000 | 1.02 | 0 | 0.00 | 0.00 |
| 4 | MADHUR BAJAJ | 61230 | 0.41 | 0 | 0.00 | 0.00 |
| 5 | MRIDULA BAWARI | 9460 | 0.06 | 0 | 0.00 | 0.00 |
| 6 | NIMAI SWAROOP | 7500 | 0.05 | 0 | 0.00 | 0.00 |
| 7 | NIRAJ BAJAJ | 61230 | 0.41 | 0 | 0.00 | 0.00 |
| 8 | PRIYANKA SWAROOP | 7500 | 0.05 | 0 | 0.00 | 0.00 |
| 9 | SAURABH NEVATIA | 1348300 | 8.95 | 0 | 0.00 | 0.00 |
| 10 | SHEKHAR BAJAJ | 306000 | 2.03 | 0 | 0.00 | 0.00 |
| 11 | SHREEYA NEVATIA | 207000 | 1.37 | 0 | 0.00 | 0.00 |
| 12 | SURABHI GOLYAN | 223000 | 1.48 | 0 | 0.00 | 0.00 |
| 13 | SURAMYA SAURABH NEVATIA | 242250 | 1.61 | 0 | 0.00 | 0.00 |
| 14 | SURYANSH SAURABH NEVATIA | 207000 | 1.38 | 0 | 0.00 | 0.00 |
| 15 | SUSHIL KUMAR NEVATIA | 1960901 | 13.03 | 0 | 0.00 | 0.00 |
| 16 | UMA NEVATIA | 1673100 | 11.11 | 0 | 0.00 | 0.00 |
| 17 | VEENA SITARAM SHAH | 44250 | 0.29 | 0 | 0.00 | 0.00 |
| TOTAL | | 6568121 | 43.62 | 0 | 0 | 0 |

For HIND RECTIFIERS LTD.


(A. K. Nemani)
Vice President (Finance)

(I)(c) Statement showing Shareholding of persons belonging to the category "Public " and holding more than 1% of the total number of shares

| SrNo | Name of the shareholder | Number of shares | Shares as a percentage of total number of shares {i.e. Grand Total (A)+(B)+(C) indicated in statement at para (I)(a) above} | | |
|---------|--|------------------|---|--|-------|
| 1 | DHIRAJLAL SHANTILAL MEHTA | 300000 | | | 1.99 |
| 2 | RAHULKUMAR BAJAJ | 357000 | | | 2.37 |
| 3 | WESTINGHOUSE BRAKE & SIGNAL HOLDINGS LTD | 2400000 | | | 15.94 |
| Total : | | 3057000 | | | 20.30 |

(I)(d) Statement showing details of locked-in shares

| SrNo | Name of the shareholder | Number of locked-in shares | Locked-in shares as a percentage of total number of shares {i.e. Grand Total (A)+(B)+(C) indicated in statement at para (I)(a) above} | | |
|---------|-------------------------|----------------------------|---|--|------|
| 1 | | 0 | | | 0.00 |
| Total : | | 0 | | | 0.00 |

For HIND RECTIFIERS LTD.


(A. K. Nemani)
Vice President (Finance)

(II)(a) Statement showing details of Depository Receipts (DRs)

| Sr. No. | Type of outstanding DR (ADRs, GDRs, SDRs, etc.) | Number of outstanding DRs | Number of shares underlying outstanding DRs | Shares underlying outstanding DRs as a percentage of total number of shares {i.e., Grand Total (A)+(B)+(C) indicated in Statement at para (I)(a) above} |
|---------|--|------------------------------|--|--|
| 1 | | 0 | 0 | 0.00 |
| | | | | |
| | 0 | 0 | 0 | 0.00 |

(II)(b) Statement showing holding of Depository Receipts (DRs), where underlying shares held
by "promoter/promoter group" are in excess of 1% of the total number of shares

| Sr. No. | Name of the DR Holder | Type of outstanding DR (ADRs, GDRs, SDRs, etc.) | Number of shares underlying outstanding DRs | Shares underlying outstanding DRs as a percentage of total number of shares {i.e., Grand Total (A)+(B)+(C) indicated in Statement at para (I)(a) above} |
|---------|-----------------------|--|---|--|
| 1 | | 0 | 0 | 0.00 |
| | | | | |
| TOTAL | | 0 | 0 | 0.00 |

For HIND RECTIFIERS LTD.


(A. R. Nemani)
Vice President (Finance)