


Statement Showing Shareholding Pattern

Introductory sub-table (I)(a)

Name of the Company:-	HIND RECTIFIERS LTD.		
Scrip Code, Name of the scrip, class of security:	504036, HIRECT EQ		
Quarter ended:	31/12/2012		
Partly paid-up shares:-	No. of partly paid-up shares	As a % of total no. of partly paid-up shares	As a % of total no. of shares of the company
Held by promoter/promoter group	NIL	NIL	NIL
Held by public	NIL	NIL	NIL
Total - D	NIL	NIL	NIL
Outstanding convertible securities:-	No. of outstanding securities	As a % of total no. of outstanding convertible securities	As a % of total no. of shares of the company, assuming full conversion of the convertible securities
Held by promoter/promoter group	NIL	NIL	NIL
Held by public	NIL	NIL	NIL
Total - E	NIL	NIL	NIL
Warrants:-	No. of warrants	As a % of total no. of warrants	As a % of total no. of shares of the company, assuming full conversion of warrants
Held by promoter/promoter group	NIL	NIL	NIL
Held by public	NIL	NIL	NIL
Total - F	NIL	NIL	NIL
Total paid-up capital of the company, assuming full conversion of warrants and convertible securities	15057930		

FOR HIND RECTIFIERS LIMITED


 (A. K. Nemani)
 Chief Finance Officer

Statement Showing Shareholding Pattern

Category code	Category of Shareholder	Number of Shareholders	Table (I)(a)		Total shareholding as a percentage of total number of shares		Shares Pledged or otherwise encumbered	
			Total number of shares	Number of shares held in dematerialized form	AS a percentage of (A+B)1	AS a percentage of (A+B+C)	Number of shares	As a percentage
(I)	(II)	(III)	(IV)	(V)	(VI)	(VII)	(VIII)	(IX) = (VIII)/(IV)*100
(A)	Shareholding of Promoter and Promoter Group2							
1	Indian							
(a)	Individuals/ HUF	0	0	0	0.00	0.00	0	0.00
(b)	Central Govt./ State Govt.(s)	0	0	0	0.00	0.00	0	0.00
(c)	Bodies Corporate	0	0	0	0.00	0.00	0	0.00
(d)	Financial Institutions/ Banks	0	0	0	0.00	0.00	0	0.00
(e)	Any Others(Specify)							
(e-i)	Directors Relatives	13	3228790	3228790	21.44	21.44	0	0.00
(e-ii)	Directors	4	3360231	3360231	22.32	22.32	0	0.00
	Sub Total(A)(1)	17	6589021	6589021	43.76	43.76	0	0.00
2	Foreign							
a	Individuals (NRI/Foreign Individuals)	0	0	0	0.00	0.00	0	0.00
b	Bodies Corporate	0	0	0	0.00	0.00	0	0.00
c	Institutions	0	0	0	0.00	0.00	0	0.00
d	Qualified Foreign Inverstor	0	0	0	0.00	0.00	0	0.00
e	Any Others(Specify)	0	0	0	0.00	0.00	0	0.00
	Sub Total(A)(2)	0	0	0	0.00	0.00	0	0.00
	Total Shareholding of Promoter and Promoter Group (A)= (A)(1)+(A)(2)	17	6589021	6589021	43.76	43.76	0	0.00
(B)	Public shareholding							
1	Institutions							
(a)	Mutual Funds/ UTI	1	1500	750	0.01	0.01	0	0.00
(b)	Financial Institutions / Banks	3	10500	750	0.07	0.07	0	0.00
(c)	Central Government/ State Government(s)	0	0	0	0.00	0.00	0	0.00
(d)	Venture Capital Funds	0	0	0	0.00	0.00	0	0.00
(e)	Insurance Companies	0	0	0	0.00	0.00	0	0.00
(f)	Foreign Institutional Investors	0	0	0	0.00	0.00	0	0.00
(g)	Foreign Venture Capital Investors	0	0	0	0.00	0.00	0	0.00
(h)	Qualified Foreign Inverstor	0	0	0	0.00	0.00	0	0.00
(i)	Any Other (specify)	0	0	0	0.00	0.00	0	0.00
	Sub-Total (B)(1)	4	12000	1500	0.08	0.08	0	0.00
B 2	Non-institutions							
(a)	Bodies Corporate	204	421645	407645	2.80	2.80	0	0.00
(b)	Individuals							
I	Ind-Hold nominal shr capital upto Rs.1L	6823	4077345	3448665	27.08	27.08	0	0.00
II	Ind-Hold nominal shr capital in excess of Rs.1L	10	1380100	1230100	9.16	9.16	0	0.00
(c)	Qualified Foreign Inverstor	0	0	0	0.00	0.00	0	0.00
(d)	Any Other (specify)							
(d-i)	Clearing member	32	43041	43041	0.29	0.29	0	0.00
(d-ii)	NRIs	128	132478	121228	0.88	0.88	0	0.00
(d-iii)	NRI Corp Bodies	1	2400000	0	15.94	15.94	0	0.00
(d-iv)	Trusts	1	2000	2000	0.01	0.01	0	0.00
(d-v)	Directors	1	300	300	0.00	0.00	0	0.00
	Sub-Total (B)(2)	7200	8456909	5252979	56.16	56.16	0.00	0.00
	Total Public Shareholding (B)= (B)(1)+(B)(2)	7204	8468909	5254479	56.24	56.24	0	0.00
	TOTAL (A)+(B)	7221	15057930	11843500	100.00	100.00	0	0.00
(C)	Shares held by Custodians and against which Depository Receipts have been issued							
1	Promoter and Promoter Group	0	0	0	0.00	0.00	0	0.00
2	Public -	0	0	0	0.00	0.00	0	0.00
	Sub-Total (C)	0	0	0	0.00	0.00	0	0.00
	GRAND TOTAL (A)+(B)+(C)	7221	15057930	11843500	100.00	100.00	0	0.00

FOR HIND RECTIFIERS LIMITED


(Signature)
(A. K. Nemani)
Chief Finance Officer

(I)(b) Statement showing holding of securities (including shares, warrants, convertible securities) of persons belonging to the category "Promoter and Promoter Group"

Sr. No.	Name of the shareholder	Details of Shares held		Encumbered shares (*)			Details of warrants		Details of convertible		Total shares (including underlying shares assuming full conversion of warrants and convertible securities) as a % of diluted share capital
		Number of shares held	As a % of grand total (A)+(B)+(C)	No.	As a percentage	As a % of grand total (A)+(B)+(C) of sub-clause (I)(a)	Number of warrants held	As a % Total Number of warrants of the same Class	Number of convertible securities held	As a % Total Number of convertible securities of the same Class	
(I)	(II)	(III)	(IV)	(V)	(VI)	(VII)	(VIII)	(IX)	(X)	(XI)	(XII)
1	BHARAT SWAROOP	15000	0.10	0	0.00	0.00	0	0.00	0	0.00	0.10
2	BHARTI NEVATIA	240900	1.60	0	0.00	0.00	0	0.00	0	0.00	1.60
3	KIRAN BAJAJ	153000	1.02	0	0.00	0.00	0	0.00	0	0.00	1.02
4	MADHUR BAJAJ	61230	0.41	0	0.00	0.00	0	0.00	0	0.00	0.41
5	MRIDULA BAWARI	9460	0.06	0	0.00	0.00	0	0.00	0	0.00	0.06
6	NIMAI SWAROOP	7500	0.05	0	0.00	0.00	0	0.00	0	0.00	0.05
7	PRIYANKA CHHABRIA	7500	0.05	0	0.00	0.00	0	0.00	0	0.00	0.05
8	SAURABH NEVATIA	1353500	8.99	0	0.00	0.00	0	0.00	0	0.00	8.99
9	SHEKHAR BAJAJ	306000	2.03	0	0.00	0.00	0	0.00	0	0.00	2.03
10	SHREEYA NEVATIA	265700	1.76	0	0.00	0.00	0	0.00	0	0.00	1.76
11	NIRAJ BAJAJ	61230	0.41	0	0.00	0.00	0	0.00	0	0.00	0.41
12	SURABHI GOLYAN	223000	1.48	0	0.00	0.00	0	0.00	0	0.00	1.48
13	SURAMYA SAURABH NEVATIA	292250	1.94	0	0.00	0.00	0	0.00	0	0.00	1.94
14	SURYANSH SAURABH NEVATIA	264500	1.76	0	0.00	0.00	0	0.00	0	0.00	1.76
15	SUSHIL KUMAR NEVATIA	1760901	11.69	0	0.00	0.00	0	0.00	0	0.00	11.69
16	UMA NEVATIA	1523100	10.12	0	0.00	0.00	0	0.00	0	0.00	10.12
17	VEENA SITARAM SHAH	44250	0.29	0	0.00	0.00	0	0.00	0	0.00	0.29
	TOTAL	6589021	43.76	0	0.00	0.00	0	0.00	0	0.00	43.76

(*) The term "encumbrance" has the same meaning as assigned to it in regulation 28(3) of the SAST Regulations, 2011.

FOR HIND RECTIFIERS LIMITED


(A. K. Nemani)
Chief Finance Officer

(I)(c)(I) Statement showing holding of securities (including shares, warrants, convertible securities) of persons belonging to the category "Public" and holding more than 1% of the total number of shares.

Sr. No.	Name of the shareholder	Number of shares held	Shares as a percentage of total number of shares {i.e., Grand Total (A)+(B)+(C) Indicated in Statement at para (I)(a) above}	Details of warrants		Details of convertible		Total shares (including underlying shares assuming full Conversion of warrants and convertible securities) as a % of diluted share capital
				Number of warrants held	As a % Total Number of warrants of the same Class	Number of convertible securities held	As a % Total Number of convertible securities of the same Class	
1	DHIRAJLAL SHANTILAL MEHTA	300000	1.99	0	0.00	0.00	0	1.99
2	RAHULKUMAR BAJAJ	357000	2.37	0	0.00	0.00	0	2.37
3	WESTINGHOUSE BRAKE & SIGNAL HOLDINGS LTD	2400000	15.94	0	0.00	0.00	0	15.94
	TOTAL	3057000	20.30	0	0.00	0.00	0	20.30

(I)(c)(II) Statement showing holding of securities (including shares, warrants, convertible securities) of persons (together with PAC) belonging to the category "Public" and holding more than 5% of the total number of shares of the company.

Sr. No.	Name(s) of the shareholder(s) and the Persons Acting in Concert (PAC) with them	Number of shares	Shares as a percentage of total number of shares {i.e., Grand Total (A)+(B)+(C) indicated in Statement at para (I)(a) above}	Details of warrants		Details of convertible		Total shares (including underlying shares assuming full Conversion of warrants and convertible securities) as a % of diluted share capital
				Number of warrants	As a % Total Number of warrants of the same Class	Number of convertible securities held	% w.r.t Total Number of convertible securities of the same Class	
1	WESTINGHOUSE BRAKE & SIGNAL HOLDINGS LTD	2400000	15.94	0	0.00	0	0.00	15.94
	TOTAL	2400000	15.94	0	0.00	0	0.00	15.94

FOR HIND RECTIFIERS LIMITED


(A. K. Nemani)
Chief Finance Officer

(I)(d) Statement showing details of locked-in shares

Sr. No.	Name of the shareholder	Number of locked-in shares	Locked-in shares as a percentage of total number of shares {i.e., Grand Total (A)+(B)+(C) indicated in Statement at para (I)(a) above}
1		0	0.00
	TOTAL	0	0.00


(II)(a) Statement showing details of Depository Receipts (DRs)

Sr. No.	Type of outstanding DR (ADRs, GDRs, SDRs, etc.)	Number of outstanding DRs	Number of shares underlying outstanding DRs	Shares underlying outstanding DRs as a percentage of total number of shares {i.e., Grand Total (A)+(B)+(C) indicated in Statement at para (I)(a) above}	Shares underlying outstanding DRs as a percentage of total number of shares {i.e., Grand Total (A)+(B)+(C) indicated in Statement at para (I)(a) above}
1		0	0	0	0
	TOTAL	0	0	0	0

(II)(b) Statement showing holding of Depository Receipts (DRs), where underlying shares held by 'promoter/promoter group' are in excess of 1% of the total number of shares

Sr. No.	Name of the DR Holder	Type of outstanding DR (ADRs, GDRs, SDRs, etc.)	Number of shares underlying outstanding DRs	Shares underlying outstanding DRs as a percentage of total number of shares {i.e., Grand Total (A)+(B)+(C) indicated in Statement at para (I)(a) above}	Shares underlying outstanding DRs as a percentage of total number of shares {i.e., Grand Total (A)+(B)+(C) indicated in Statement at para (I)(a) above}
1			0	0	0
	TOTAL		0	0	0

FOR HIND RECTIFIERS LIMITED


(A. K. Nemani)
Chief Finance Officer